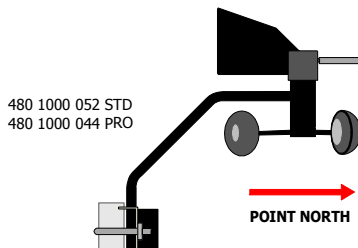


INSTROMET 5A WIND SWITCHES



480 1000 052 STD
480 1000 044 PRO

Mount as high and clear of trees and buildings as possible

Mast mount 25-50mm dia or Instromet mast kit
Long 480 1000 096
Short 480 1000 103
Tile/slate clamp 480 1000 097

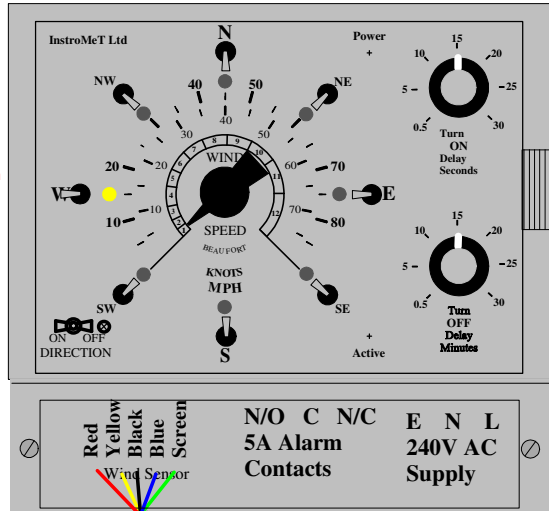
To activate Wind Direction switch AWAY from LED's e.g. W active

N.B. The controller relay will only operate when both Direction and Speed are activated

COMBINED WIND SPEED & DIRECTION SWITCH

353 0003 001 STD
353 0004 001 PRO

Set wind speed knob to desired switching speed. Wind blowing in excess of this will activate controller only if that WIND DIRECTION selected

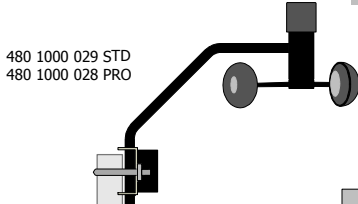


Display: 195 x 160 x115mm deep with lockable clear lid for wall mounting IP65 rated

ON timer gives time in seconds BEFORE activation (Max 30 seconds)

OFF timer gives minimum activation time in minutes (Max 30 minutes)

A minimum time delay of approx 30 seconds from activation to relay switching on and up to 30 minutes switching off is included. This ensures that frequent switching does not occur with a minimum ON time of 30 seconds

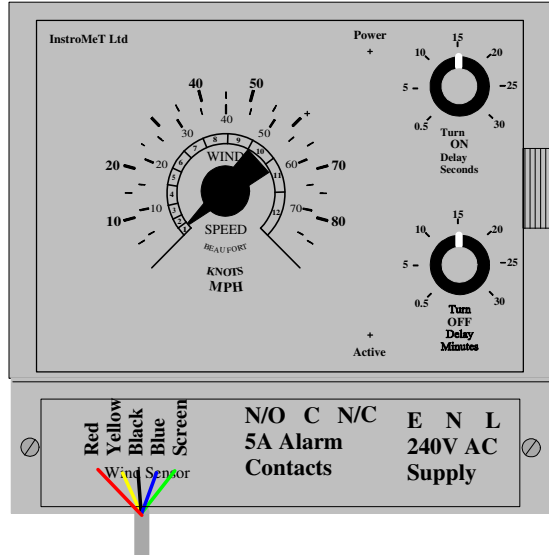


480 1000 029 STD
480 1000 028 PRO

Select Wind speed required to activate

WIND SPEED SWITCH

353 0001 001 STD
353 0002 001 PRO



ON timer gives time in seconds BEFORE activation (Max 30 seconds)

OFF timer gives minimum activation time in minutes (Max 30 minutes)

Contacts 'fail safe' with normally open & closed Rating 5A 240V ac

Power requirements: 240V ac or 12V dc